

**KHSAA TITLE IX
ANNUAL REPORT SUBMISSION
STATUS REPORT
2008-2009**

KHSAA
Form T65
Revised 4/09

TO: KHSAA Member School Superintendents, Principals, and Athletic Directors

FROM: Brigid L. DeVries, Commissioner
Darren Bilberry, Assistant Commissioner

DATE: April 27, 2009

School	Highlands	Reviewed by	Gary W. Lawson
--------	-----------	-------------	----------------

The following is a status report regarding the required 2008 - 2009 Title IX Annual Report submission of forms due into the KHSAA office by April 15, 2009. Appropriate KHSAA Audit Team personnel have reviewed these forms and the following is a summary of this review.

I. Checklist of Forms properly submitted in a satisfactory manner:

X	GE 19 (Annual Verification)	X	T-35 (Budget Expenses)
X	T-1 (Summary Program Chart 1)	X	T-36 (Budget Expenses)
X	T-2 (Summary Program Chart 2)	X	T-41 (Checklist – Overall Interscholastic Program)
X	T-3 (Summary Program Chart 3)	X	T-60 (Corrective Action Plan)
X	T-4 (Summary Program Chart 4)	X	T-63 (Interscholastic Survey Results)

II. Status

A.	X	2008 – 2009 Forms are satisfactory and no further information or action is necessary at this time.
B.		Errors have been noted with respect to the following forms:
C.		The following forms were omitted and must be submitted by school representatives:
D.	X	<p>According to the 2008-2009 data, the school appears to be meeting the standards established in:</p> <p><input type="checkbox"/> Test 1 (Athletic participation is proportionate to enrollment)</p> <p><input type="checkbox"/> Test 2 (History and continuing practice of program expansion)</p> <p><input checked="" type="checkbox"/> Test 3 (Full and effective accommodation of interests and abilities)</p>
E.	X	<p>Other Recommendation and Comments: All calculations appear to be correct, and the report is in good order. According to data and responses submitted, the school is currently meeting the standard established in Test 3 for the provision of athletic opportunities. The most recent student athletic interest survey appears to support the responses given on Test 3. In the area of benefits, total athletic spending is still outside acceptable parameters (approximately \$640 per male athlete and approximately \$480 per female athlete). The school's Corrective Action Plan indicates that this area has been targeted over the past two years, and this work has reduced the difference. <u>The monitoring of this spending should continue until the difference is within acceptable standards.</u></p>



KENTUCKY HIGH SCHOOL ATHLETIC ASSOCIATION
2008-2009 ANNUAL VERIFICATION OF TITLE IX PROCEDURES

KHSAA Form GE19
Rev. 12/08

(To be submitted by April 15, 2009 along with other required forms)

APR 14 2009

The HIGHLANDS High School, FORT THOMAS, Kentucky
 (Name of High School) (City)

certifies to the Kentucky High School Athletic Association that the following is an accurate and true representation of the facts surrounding compliance with 20 U.S.C. Sections 1681-1688, et. Seq. (also known as Title IX)

I certify the following provisions in accordance with records at the school contained in the permanent Title IX file, at least one copy of which must be maintained in the Principal's office, and to the best of my knowledge have completed the following tasks.

Established a gender equity committee at the high school. (list committee personnel and provide attachment if necessary)

Name	Address	Phone	Title
(Supt., Principal, Student, Parent, Coach, Etc.)			
BRIAN ROBINSON	2400 MEMORIAL PARKWAY	859-815-2600	PRINCIPAL
RITA BYRD	25 N FORT THOMAS AVE	859-815-2011	ASST SUPERINTENDENT
DALE MUELLER	2400 MEMORIAL PARKWAY	859-815-2607	ATHLETIC DIRECTOR
WILLIAM SCHLARMAN	2400 MEMORIAL PARKWAY	869-815-2655	TEACHER COACH
JAIME RICHEY	2400 MEMORIAL PARKWAY	859-815-2652	TEACHER COACH
BRENDA STAGGS	2400 MEMORIAL PARKWAY	859-8152605	GUIDANCE COUNSELOR
JAMIE DELONG	2400 MEMORIAL PARKWAY	859 816 6009	CHEER COACH

Scheduled a minimum of three meetings during the 2008-2009 school year on the following dates:

SEPT 11 TH 2008
NOV 13 TH 2008
MARCH 24 TH 2009

Designated the following person(s) as the Title IX coordinator for the school:


Name	Title	Address	Phone
DALE MUELLER	AD	2400 MEMORIAL PKY	859 815 2607

Designated the following person(s) as the Title IX coordinator for the district:


Name	Title	Address	Phone
RITA BYRD	ASST SUPERINT	25 N FORT THOMAS	859 815 2011

School personnel are continuing to make periodic reviews of the boys' and girls' athletics program reflected in the Corrective Action Plan.

In addition to the above information, the above referenced school maintains a complete permanent file relative to Title IX records including copies of the self-assessment audit, all corrective action plans, and other related materials.


 Principal's Signature

4/7 2009
 Date


 Superintendent Signature


 School Board Chairpersons' Signature

(Send original copy to KHSAA - Maintain duplicate in Title IX school folder)

NANCY BARRE – GIRLS AND BOYS SWIM COACH

1127 N FT. THOMAS AVE, FORT THOMAS KY 859 7/81 1434

BRAD FENNELL 58 MIAMI AVE FORT THOMAS 859 781-7851 PARENT/BD MEMBER

SCOTT EATON NKU LB NUN DRIVE 859-572-5193 PARENT (ASST AD AT NKU)

LORI HOPKINS BAND DIRECTOR

JACK WHITE– STUDENT

KATIE ALLEN - STUDENT

2008-2009
ACCOMMODATION OF INTERESTS AND ABILITIES
SUMMARY PROGRAM CHART 1

KHSAA
 Form T1
 Rev. 12/08

Participation Opportunities Test One

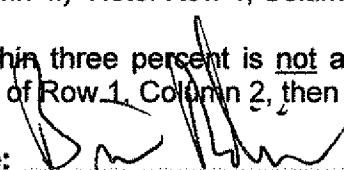
		(Column 1)	(Column 2)	(Column 3)	(Column 4)
	Program	Enrollment	Percentage of Total Enrollment	Number of Interscholastic Participants (double and triple count)	Percentage of Total Participation
Row 1	GIRLS	406	49%	272	44%
Row 2	BOYS	415	51%	343	56%
Row 3	Totals	821	100%	615	100%

Instructions:

*Number of 8th grade students & below used in Column 3 and Column 4 calculations if applicable: 73

- 1) Determine the total number of girls enrolled, (place in Row 1, Column 1). Determine the total number of boys enrolled, (place in Row 2, Column 1).
- 2) Add the total number of girls and boys enrolled to determine total enrollment, (place in Row 3, Column 1).
- 3) Calculate the percentage of total enrollment that is female. (Divide Row 1, Column 1 by Row 3, Column 1 and place in Row 1, Column 2.) Calculate the percentage of total enrollment that is male. (Divide Row 2, Column 1 by Row 3, Column 1 and place in Row 2, Column 2.) Note: Row 1, Column 2 plus Row 2, Column 2 should total 100%.
- 4) Ask the head coaches to review the most updated eligibility or squad lists for their teams. Ask coaches to confirm the names of those individuals who are on the team as of the first **date of regular season competition**, and cross out the names of those who were cut from the team or quit the team prior to the first regular season competitive event. Determine the total number of interscholastic athletics participants that are girls, (and place in Row 1, Column 3). In order to determine the total number of athletics participants, an individual should be counted each time he or she participates on a team. For example, if Jane Doe competes on the varsity volleyball team, the junior varsity volleyball team, the junior varsity basketball team, and the varsity softball team, she should be counted as four participants (**do not include club or intramural sports participants, cheerleaders, dance teams, or pom squads**). Calculate the same way for boys and girls. * In addition, should 8th grade students and below play on a Freshman, Junior Varsity, or Varsity team, they should also be counted for each team and sport on which they participate. If applicable, please asterisk the above notation as to how many 8th grade students & below are included in the totals.
 Using the same procedure, determine the total number of interscholastic athletic participants that are boys, (and place in Row 2, Column 3). Add Row 1, Column 3 plus Row 2, Column 3 to get total participants and place in Row 3, Column 3.
- 5) Calculate the percentage of female participation. (Row 1, Column 3 divided by Row 3, Column 3 and place in Row 1, Column 4.) Calculate the percentage of male participation. (Row 2, Column 3 divided by Row 3, Column 3 and place in Row 2, Column 4.) Note: Row 1, Column 4 plus Row 2, Column 4 should total 100%.

Note: While being within three percent is not a formal compliance standard; if the percent listed in Row 1, Column 4 is within 3% of Row 1, Column 2, then it provides a good target within which compliance is likely.

Principal's Signature: 

Date: 4/7/09

2008-2009
ACCOMMODATION OF INTERESTS AND ABILITIES
SUMMARY PROGRAM CHART 2

KHSAA
 Form T2
 Rev. 12/08

Participation Opportunities Test Two

			Column 1	Column 2	Column 3	Column 4	Column 5
Program			Number of Teams Currently Offered	Number of Participants	Number of Teams Added Since the beginning of the 2004-2005 School Year	Number of Participants for the 2008-09 school year who are playing on teams added since the 2004-05 school Year	Percent of Total Participation By Sex Added Since the beginning of the 2004-2005 School Year
GIRLS	Row 1	varsity:	9	143	0	0	
	Row 2	j.v.:	8	60	0	0	
	Row 3	frosh:	4	69	1	19	
	Row 4	total:	21	272	1	19	7%
BOYS	Row 5	varsity:	9	163	0	0	
	Row 6	j.v.:	8	72	0	0	
	Row 7	frosh:	4	108	1	16	
	Row 8	total:	21	343	1	16	5%

- 1) For Column 1, list the number of interscholastic teams offered for girls and boys at each competitive level (varsity, junior varsity, and freshman). For girls, total each of the entries in Rows 1, 2, and 3 into Row 4. For boys, total Rows 5, 6, and 7 into Row 8.
- 2) For Column 2, list the number of participants at each level. For girls, total each of the entries in Rows 1, 2, and 3 into Row 4. For boys, total Rows 5, 6, and 7 into Row 8. **Note:** The totals in Row 4 for girls and in Row 8 for boys must be the same as the totals in Form T-1, Column 3, Rows 1 and 2 respectively.
- 3) For Column 3, list the number of interscholastic teams that have been added in the last five years at each competitive level. Count each team added during the 5 year period only one time. e.g. Girl's junior varsity soccer was added 3 years ago, count the team only once, not 3 times. For girls, total the entries in Rows 1, 2, and 3 into Row 4. For boys, total Rows 5, 6, and 7 into Row 8.
- 4) For Column 4, list the number of participants that are **currently** on each level of the teams that were added in the last five years. If a team was added previously but no longer exists, there are no current participants to be added for that team. For girls, total the entries in Rows 1, 2, and 3 into Row 4. For boys, total Rows 5, 6, and 7 into Row 8.
- 5) For Column 5, calculate the percentage of participants that have been added in the last five years. For girls, take the number in Column 4, Row 4 and divide by the number in Column 2, Row 4. For boys, take the number in Column 4, Row 8 and divide it by the number in Column 2, Row 8.

Note: If the percentage of current participants added in the last five years is 25% or greater, compliance with Test Two may be possible. If less than 25%, then compliance with Test Three should be analyzed. **CAUTION:** 25% is not a formal compliance standard.

Principal's Signature: _____

Date: _____

2008-2009
ACCOMMODATION OF INTERESTS AND ABILITIES
SUMMARY PROGRAM CHART 3

KHSAA
 Form T3
 Rev. 12/08

Participation Opportunities Test Three

FOR ANY QUESTION ANSWERED "YES" IDENTIFY THE RESPECTIVE SPORT(S).

	GIRLS (Yes / No)	BOYS (Yes / No)
1. For a sport <u>not</u> currently offered in your interscholastic athletics program, is there sufficient interest to form a viable interscholastic team based on participation on an intramural team.	NO	NO
2 For a sport <u>not</u> currently offered, is there sufficient interest, based on the responses to your most recent Student Interest Survey, to form a viable interscholastic team for a sport not currently offered. If yes, what sport?	NO	NO
3. For a sport currently offered at the junior varsity or freshman level is there sufficient interest, based on your most recent Student Interest Survey, to form a varsity team not currently offered?	NO	NO
4. For a sport currently offered at the varsity level only, is there sufficient interest, based on your most recent Student Interest Survey, to form a viable team for a junior varsity or freshman team that is not currently offered?	NO	Y Freshman Baseball
5. If you answered YES to question (1), (2), (3), or (4), are there enough high schools in the geographic area offering the sport (at the appropriate level) to allow for the development of a reasonable schedule of competition?	N/A	yes

Plans to Address Interest:

Principal's Signature :  Date: 4/7/09

2008-2009
ACCOMODATION OF INTERESTS AND ABILITIES
SUMMARY PROGRAM CHART 4

Levels of Competition Test One

		Column 1	Column 2	Column 3
Girls	Team Levels	Number of Teams Currently Offered	Number of Participants	Percentage of Participants at Each Level
Row 1	varsity:	9	143	53
Row 2	j.v.:	8	60	22
Row 3	frosh:	4	69	25
Row 4	total:		272	100%
Boys				
Row 5	varsity:	9	163	48
Row 6	j.v.:	8	72	21
Row 7	frosh:	4	108	31
Row 8	total:		343	100%

- 1) Column 1, list the number of interscholastic teams offered for girls and boys at each competitive level; varsity, junior varsity, and freshman. (Refer to Form T-2, Accommodation of Interests and Abilities, Summary Program Chart 2, Column 1.)
- 2) For Column 2, list the number of participants at each level. For girls, total the entries in Rows 1, 2, and 3 into Row 4. For boys, total the entries in Rows 5, 6, and 7 into Row 8. (Refer to Form T-2, Accommodation of Interests and Abilities, Summary Program Chart 2, Column 2.)
- 3) For Column 3, calculate the percentage of female and male participants at each level.
 - For girls' varsity, junior varsity, and frosh, respectively:
 - Divide Column 2, Row 1 by Column 2, Row 4, and place the percentage in Column 3, Row 1
 - Divide Column 2, Row 2 by Column 2, Row 4, and place the percentage in Column 3, Row 2.
 - Divide Column 2, Row 3 by Column 2, Row 4, and place the percentage in Column 3, Row 3.
 - For boys' varsity, junior varsity, and frosh, respectively:
 - Divide Column 2, Row 5 by Column 2, Row 8, and place the percentage in Column 3, Row 5.
 - Divide Column 2, Row 6 by Column 2, Row 8, and place the percentage in Column 3, Row 6.
 - Divide Column 2, Row 7 by Column 2, Row 8, and place the percentage in Column 3, Row 7.

Principal's Signature: _____

Date: 4/7/09

**2008-2009
ACTUAL EXPENDITURES - PROGRAM COMPARISON CHART 1
TO INCLUDE BOOSTER CLUB FUNDING**

	equipment and supplies		travel		awards		coaches' salaries (to include supplemental and extended employment; dollar amount required)			facilities improvements		publications (if sport-specific)	
	Expenditures		Expenditures		Expenditures		Expenditures			Expenditures		Expenditures	
	School	Booster	School	Booster	School	Booster	School	Booster	# Coaches for all levels / # Teams for all levels	School	Booster	School	Booster
G basketball	2542		2529	2558	750		22006		4 / 3				150
B basketball	7802		3205	500	758		21977		4 / 3				
G softball	6307	370	969	26	92		7898		3 / 2		3843		
B baseball	2621	3837	3488	2952	190	177	7937		3 / 2				2230
G cross country	295		1766		198		2805		2 / 2				
B cross country	285		1766		190		2805		2 / 2				
G golf	3662	1446	770		204		2288		1 / 1				
B golf	3941	1446	293		203		2128		1 / 1				
G soccer	1030	2349	743	2541	887	1230	9304		3 / 3		200		
B soccer	5275	1924	813	3440	661	1180	8431		3 / 3		200		
G swimming	678	2112	740		281	101	8785		3 / 2				
B swimming	668	2112	504		273	101	8785		3 / 2				

1. Total expenditures on T-35 and T-36 on the 2008-2009 year report due by April 15, 2009, should reflect the total monies spent (rounded off to nearest dollar) for the entire school year of 2007-2008 ending June 30, 2008.

2. Booster Club Funding/Contributions must be included in the above expenditures total. (Note: It is illegal for coaches to be paid by Booster Clubs - Reference KHSAA Bylaw 27)

Principal's Signature:  Date: 4/7/09

**2008-2009
ACTUAL EXPENDITURES - PROGRAM COMPARISON CHART 2
TO INCLUDE BOOSTER CLUB FUNDING**


	equipment and supplies		travel		awards		coaches' salaries (to include supplemental and extended employment; dollar amount required)		facilities improvements		publications (if sport-specific)	
	Expenditures		Expenditures		Expenditures		Expenditures		Expenditures		Expenditures	
	School	Booster	School	Booster	School	Booster	School	Booster	School	Booster	School	Booster
G track	894		2091	412	357		7721					
B track	894		1498	413	399	673	7561					
G tennis	636		1361		103		2288					
B tennis	920		106		95		2206					
G volleyball	5157	5439	2068	1422	371	217	10579					
B wrestling												
G (list sport)												
B football	25033	17086	11014	1164	3453	2180	45799					252
G (list sport)												
B (list sport)												

1. Total expenditures on T-35 and T-36 on the 2008-2009 year report due by April 15, 2009, should reflect the total monies spent (rounded off to nearest dollar) for the entire school year of 2007-2008 ending June 30, 2008.

2. Booster Club Funding/Contributions must be included in the above expenditures totals. Indicate percentage of total expenditures for each gender: (if disparities are obvious, list on your Corrective Action Plan (T-60) what action you will take to correct the problem).

Gender	Expenditures	Percentage
Boys	\$219,614	62.7%
Girls	\$130,491	37.3%
Total:	\$350,105	100%

Date: 4/7/09

Principal's Signature: 

2008-2009 KHSAA TITLE IX ATHLETICS AUDIT

KHSAA
Form T41
Rev. 12/08


Checklist - Overall Interscholastic Athletics Program

DIRECTIONS:

For the Areas of Compliance (Opportunities and Benefits) listed on the left hand side of the page, place a checkmark under the appropriate column identifying whether your school provided an advantage to the Girls' Program, or to the Boys' Program or to Neither Program. A review of T-35 and T-36 spending patterns might be helpful in completing this form.

Areas of Compliance:	ADVANTAGE TO:		
	GIRLS' PROGRAM	BOYS' PROGRAM	NEITHER PROGRAM
OPPORTUNITIES			
Accommodation of Interest and Abilities			X
BENEFITS			
Equipment and Supplies			X
Scheduling of Games and Practice Time			X
Travel and Per Diem Allowances			X
Coaching			X
Locker Rooms, Practice and Competitive Facilities			X
Medical and Training Facilities and Services			X
Publicity			X
Support Services			X
Athletic Scholarships			X
Tutoring			X
Housing and Dining Facilities and Services			X
Recruitment of Student Athletes			X

If an advantage is shown, corrective action should be shown on T-60 (Corrective Action Plan).

Principal's Signature: 

Date: 4/7/09



**KHSAA TITLE IX RE-VISIT
VERIFICATION OF FORMS
2008-2009 SCHOOL YEAR**

The

HIGHLANDS HIGH SCHOOL
High School

FORT THOMAS
City

, Kentucky

certifies to the KHSAA that the following is an accurate and true representation of the facts surrounding compliance with 20 V.S.C. Sections 1681-1688, it. Seq. (also known as Title IX).

The following persons are to be identified:

School District Title IX Coordinator:

Name	RITA BYRD
Professional Title	ASST SUPERINTENDENT
Phone Number	(859) 815 2011
Address	25 N FORT THOMAS AVE FORT THOMAS, KY 41075

School Title IX Coordinator:

Name	DALE MUELLER
Professional Title	ATHLETIC DIRECTOR
Phone Number	(859) 815 8608
Address	2400 MEMORIAL PARKWAY FORT THOMAS, KY 41075

The following *signatures* verify the authenticity of the documents included:

	SIGNATURE	DATE
Principal		4/7/09
School Title IX Coordinator		4/13/09
Superintendent		4/13/09
District Title IX Coordinator		4/13/09
School Board Chairperson		4/13/09



**KHSAA TITLE IX RE-VISIT
VERIFICATION OF FORMS
2008-2009 SCHOOL YEAR**

School Name: HIGHLANDS

Gender Equity Review Committee Members:

MEMBER NAME	TITLE	SIGNATURE	DATE	(✓)*
Willie Schlarman	TEACHER Boys BASKETBALL	<i>Willie Schlarman</i>	4/2/09	✓
Brad Fennell	Parent Board Member	<i>Brad Fennell</i>	4/2/09	✓
Jaime W. Richey	Teacher Girls Basketball	<i>Jaime W. Richey</i>	4/2/09	✓
Nancy J. Barre	Teacher G/B Swim/Dive Coach	<i>Nancy J. Barre</i>	4/2/09	✓
Brenda W. Stagg	Counselor	<i>Brenda W. Stagg</i>	4/2/09	✓
Brian Robinson	Principal	<i>Brian Robinson</i>	4/2/09	✓
Dale Mueller	Athletic Director	<i>Dale Mueller</i>	4/2/09	✓

- - Please check (✓) if Committee member has reviewed this final submission.

2008-2009
TITLE IX

CORRECTIVE ACTION PLAN


SCHOOL NAME

HIGHLANDS

DIRECTIONS:

1. For Column 1, indicate the intended area (Opportunities or Benefits) which needs corrective action in order to achieve gender equity. For Column 2, write the suggested change or activities that will correct the area in need of alteration. For Column 3, include the estimated completion date for the changes or activities.
2. It is possible to attain compliance with Title IX and no longer need "corrective" action. However, the KHSAA strongly encourages compliant schools to identify items for improvement (Column 1), activities to accomplish the improvement (Column 2) and a timetable for completion (Column 3) that will strengthen the athletic program.
3. You may copy this form as needed. Please attach corrective action plans along with audit forms and submit by April 15, 2008.

COLUMN 1	COLUMN 2	COLUMN 3
ITEM FOR CORRECTION/ IMPROVEMENT	SUGGESTED CHANGE/ ACTIVITIES	TIME TABLE FOR CORRECTIVE ACTION/ AND OR COMPLETION DATE
IMPROVEMENTS TO SOFTBALL FIELD	FENCE AND LIGHTS	MARCH 2010
DECREASE THE DIFFERENCE IN EXPENDITURES BETWEEN GIRLS AND BOYS SPORTS	THIS YEAR WE REDUCED BOYS EXPENDITURES BY \$4.00 PER BOYS AND INCREASED THE GIRLS EXPENDITURES BY \$51.00 AND WILL CONTINUE TO DECREASE THE DIFFERENCE	JUNE 2010

Principal's Signature: 

Date: 4/7/09



**2008-2009 INTERSCHOLASTIC
ATHLETICS SURVEY**
Summary of Student Responses

KHSAA
Form T63
Rev.12/08

School Name: HIGHLANDS HIGH SCHOOL

Enrollment
(9-12 Grade): 821 (SHOULD AGREE WITH FORM T-1, COLUMN 1, ROW 3)

Number of 9-11 Grade Students Surveyed: 622

Number of 8th Grade Students Surveyed: 192

Date: MARCH 27TH 2009

Completed By: DALE MUELLER

Instructions:

1. Summarize the Student Athletics Interest Surveys Form T-61 by listing the total number of responses on the line next to each sport.
2. Under the Other Category please provide a listing of the sports as well as the number of students who are interested in participating.
3. Please sign and date this Summary Form (T-63) and mail this Summary Form only to the KHSAA by April 15, 2008. Do not mail the student surveys (Form T-61). However, these Forms should be maintained in your files in the event they are requested subsequently.

814 Number of Surveys
678 Total Returned (*A minimum of 80% return is expected*)
 _____ Grades Surveyed (*Should be grades 9-11 and 8th grade if school has a feeder system*)

How Was The Survey Administered? ENGLISH DEPARTMENT
 (e.g. was it given in all English classes, or all home rooms, or advisee/advisor?)

KHSAA Sanctioned Fall Sports (*List Total Number of Participation Responses*)

23 Cross Country (Girls)
30 Cross Country (Boys)
173 Football (Boys)
19 Golf (Girls)
53 Golf (Boys)
74 Soccer (Girls)
54 Soccer (Boys)
56 Volleyball (Girls)
247 I WOULD NOT PARTICIPATE

Winter Sport (List Total Number of Participation Responses)Form T-63
Rev. 12/07

<u>47</u>	Basketball (Girls)
<u>117</u>	Basketball (Boys)
<u>31</u>	Indoor Track (Girls)
<u>28</u>	Indoor Track (Boys)
<u>30</u>	Swimming & Diving (Girls)
<u>21</u>	Swimming & Diving (Boys)
<u>40</u>	Wrestling (Boys)
<u>310</u>	I WOULD NOT PARTICIPATE

Spring Sport (List Total Number of Participation Responses)

<u>84</u>	Baseball (Boys)
<u>33</u>	Fast Pitch Softball (Girls)
<u>36</u>	Tennis (Girls)
<u>47</u>	Tennis (Boys)
<u>51</u>	Track (Girls)
<u>83</u>	Track (Boys)
<u>285</u>	I WOULD NOT PARTICIPATE

Non-KHSAA Championship Sports (From Student Survey T-61 Question 10)

<u>72</u>	Archery
<u>69</u>	Field Hockey
<u>34</u>	Bowling
<u>12</u>	Gymnastics (Boys)
<u>68</u>	Gymnastics (Girls)
<u>107</u>	Ice Hockey
<u>126</u>	Lacrosse (Boys)
<u>82</u>	Lacrosse (Girls)
<u>85</u>	Rifle
<u>52</u>	Rodeo
<u>27</u>	Slow Pitch Softball
<u>25</u>	Volleyball (Boys)
<u>87</u>	Water Polo
<u>134</u>	Weightlifting

Number of Students who participate in Intramural Sports*(From Student Survey T-61 Question 5)*

Sport	Number
BOWLING	26
DANCE	16
BASKETBALL BOYS	29
ARCHERY	25
CHESS	14
SWIM	6

List Intramural Sports students are interested in adding:

(From Student Survey T-61 Question 6)

<u>Sport</u>	<u>Number</u>
SOCCER	43
WRESTLING	21
LACROSS	39
FOOTBALL	35
BASEBALL	22

Participation in Non-School Sports Activities

(From Student Survey T-61 Question 7)

<u>Sport</u>	<u>Number</u>
SOCCER	53
GYMNASTICS	21
CHEERLEADING	15
BASEBALL	86
SOFTBALL	31
VOLLEYBALL	25

Reasons for not participating in interscholastic athletics

(From Survey Question 8)

- 88 I prefer other activities such as band, chorus, etc.
- 125 I don't have time
- 39 The practice schedules and game times are inconvenient
- 46 The sport I like isn't offered
- 21 It's too expensive
- 27 I prefer to participate in club or intramural sports
- 41 Working
- 82 Other:

Student Suggestions to encourage participation

PAY ATHLETES

LESS TIME SPENT FOR PRACTICE

BETTER COACHES

ACADEMICS SHOULD NOT BE CONSIDERED – ALL SHOULD BE ELIGIBLE

TAKES UP TOO MUCH TIME

4/7/09

Principal's Signature

Date